

Oz

Volume 7

Article 17

1-1-1985

Furniture Design Workshop

Follow this and additional works at: <https://newprairiepress.org/oz>



Part of the [Architecture Commons](#)



This work is licensed under a [Creative Commons Attribution-Noncommercial-No Derivative Works 4.0 License](#).

Recommended Citation

(1985) "Furniture Design Workshop," *Oz*: Vol. 7. <https://doi.org/10.4148/2378-5853.1105>

This Article is brought to you for free and open access by New Prairie Press. It has been accepted for inclusion in *Oz* by an authorized administrator of New Prairie Press. For more information, please contact cads@k-state.edu.

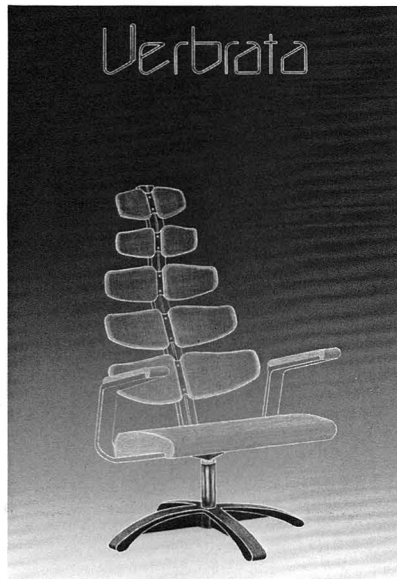
Furniture Design Workshop

Department of Interior Architecture
Kansas State University


The Department of Interior Architecture's Furniture Design Workshop offers students the opportunity to investigate the design process in three dimensions. In a series of four semesters students explore design of product, component, seating, and cabinetry.

The first semester in the sequence provides instruction in machine operation and safety. Initial design problems focus on the study of form, texture, and the shaping of various materials. Wood turning, carving, vacuum forming, and casting are among many methods used in developing students ideas into the final product.


The remaining course sequence progresses through product type, increasing design complexity, and involvement in a variety of construction techniques. Each problem focuses on a specific design process which includes the following steps: 1) Problem statement; 2) Schematic design and analysis; 3) Material selection and working drawings; 4) Construction; and 5) Post-construction evaluation. Upon completion of the evaluation the student can refine the design and/or the material selection of the prototype and complete the final design. Many students have selected to combine the final product with marketing strategies and place the completed design within the public market.




Rick Weiser
Verbrata — Walnut veneered laminates
Fall 1983




Garry LaCombe
4 2 C — Upholstered masonite laminates
Fall 1984



S. Mark Gelsinger
 Clock design — Bubinga and plexiglass
 Spring 1981



Kelly Deines
 Urbane 5 • 0 — Maple veneered laminates
 Fall 1984



Steve Klepacki
 Clock design — White ash
 Spring 1978

Allan Herrman
 La Caquetoir — Hickory laminates
 Fall 1984



Micki Goldberg
 Workshop I — Product Design
 Fall 1982

