

January 2016

## 2015 Kansas Spring Annual Forage Variety Trial

J. D. Holman

*Kansas State University, jholman@ksu.edu*

A. Obour

*Kansas State University, aobour@ksu.edu*

T. Roberts

*Kansas State University, troberts@ksu.edu*

S. Maxwell

*Kansas State University, scott8@ksu.edu*

*See next page for additional authors*

Follow this and additional works at: <https://newprairiepress.org/kaesrr>

 Part of the [Agronomy and Crop Sciences Commons](#)

---

### Recommended Citation

Holman, J. D.; Obour, A.; Roberts, T.; Maxwell, S.; and Kimzey, J. (2016) "2015 Kansas Spring Annual Forage Variety Trial," *Kansas Agricultural Experiment Station Research Reports*: Vol. 2: Iss. 7. <https://doi.org/10.4148/2378-5977.1248>

This report is brought to you for free and open access by New Prairie Press. It has been accepted for inclusion in Kansas Agricultural Experiment Station Research Reports by an authorized administrator of New Prairie Press. Copyright January 2016 Kansas State University Agricultural Experiment Station and Cooperative Extension Service. Contents of this publication may be freely reproduced for educational purposes. All other rights reserved. Brand names appearing in this publication are for product identification purposes only. No endorsement is intended, nor is criticism implied of similar products not mentioned. K-State Research and Extension is an equal opportunity provider and employer.



---

# 2015 Kansas Spring Annual Forage Variety Trial

## **Abstract**

A total of 3 spring annual forage varieties were tested for performance at the Southwest Research-Extension Center near Garden City, KS and the Western Kansas Agriculture Research Center near Hays, KS, in 2015. Spring crops evaluated included oat and triticale.

## **Keywords**

spring annual forage variety trial, dry matter tons per acre, hay, haylage, Kansas

## **Creative Commons License**



This work is licensed under a [Creative Commons Attribution 4.0 License](https://creativecommons.org/licenses/by/4.0/).

## **Cover Page Footnote**

This work was funded in part by the Kansas Agricultural Experiment Station and by seed suppliers. Sincere appreciation is expressed to all participating researchers and seed suppliers who have a vested interest in expanding and promoting annual forage production in the U.S.

## **Authors**

J. D. Holman, A. Obour, T. Roberts, S. Maxwell, and J. Kimzey

## 2015 Kansas Spring Annual Forage Variety Trial

*J. Holman, A. Obour, T. Roberts, S. Maxwell, and J. Kimzey*

### Summary

A total of 3 spring annual forage varieties were tested for performance at the Southwest Research-Extension Center near Garden City, KS and the Western Kansas Agriculture Research Center near Hays, KS, in 2015. Spring crops evaluated included oat and triticale.

### Introduction

In 2014 there was a total of 34,455,000 acres of hay and haylage harvested in the U.S. for a total of 95,372,000 dry matter tons of production. Yields averaged 2.77 tons of dry matter per acre. Of this total about 13,580,000 acres was alfalfa, which averaged 3.76 dry matter tons per acre. All other crops averaged 2.13 dry matter tons per acre.

In Kansas, there were 2,420,000 acres of hay and haylage harvested with an average yield of 2.24 dry matter tons per acre in 2014. Of this total, 650,000 acres was alfalfa with an average yield of 3.72 dry matter tons per acre, and 1,770,000 acres were crops other than alfalfa with an average yield of 1.69 dry matter tons per acre. Kansas was ranked 6th in the U.S. for hay and haylage production, which largely supports the state dairy (ranked 19th in the U.S. and valued at \$482,765,000) and cattle (feedlot, background, and cow/calf) industries (ranked 2nd in the U.S. valued at \$10,153,087,000). Dairy and beef cattle represented 58% of the total agriculture product of Kansas in 2014. Hay and grain commodities that support these two industries are critical for the state.

### Study Objectives

The objectives of the Kansas Spring Annual Forage Variety Trial are to evaluate the performance of released and experimental varieties, determine where these varieties are best adapted, and increase the visibility of spring annual forages in Kansas. Breeders, marketers, and producers use data collected from the trials to make informed variety selections. The Spring Annual Forage Trial is planted at locations across Kansas based on the interest of those entering varieties into the test.

### Procedures

The Spring Annual Forage Variety Test was only conducted at the Southwest Research-Extension Center near Garden City, KS and the Western Kansas Agriculture Research Center near Hays, KS, in 2015. All of the entries tested were commercially available and none were experimental. Three seed suppliers provided entries. Management guidelines

were provided to cooperators, but previous growing experience influenced final management decisions. All trials were planted in small research plots (approximately 225 ft<sup>2</sup>) with three replications. Cultural practices, site descriptions, growing conditions, and performance data are provided for each harvested location (Tables 1-3). Since 2015 was the first year of this test there are no across year summaries available. Results are listed alphabetically, by seed supplier. No forage nutrient analysis was done this first year; in subsequent years, forage analysis will also be determined.

### *2015 Growing Conditions*

Temperature (Figures 1-2) and precipitation (Figures 3-4) data are shown. Thick black lines on the temperature graphs represent long-term average high and low temperatures (°F) for the location. The upper thin line represents actual daily high temperatures, and the lower thin line represents actual daily low temperatures. On the precipitation graph, the line labeled “normal” represents long-term average precipitation (1981-2010), and the line labeled “15” represents actual precipitation in 2015.

In general, the 2015 growing season saw favorable moisture conditions at planting and through the growing season. At both Garden City and Hays, ideal weather conditions occurred late in the growing season.

## **Results and Discussion**

Garden City and Hays, KS, are the two harvested locations included in this report (Table 4). All varieties were harvested between Feekes 10.3 and 10.5 on May 12, 2015. The oat variety Cosaque was a winter type and required vernalization to elongate. The variety did not receive enough cool temperatures after being planted March 10, 2015, to vernalize and needs to either be planted in the fall or earlier in the spring in this region. Spring triticale varieties Merlin and 141 yielded similar to each other across sites, but 141 averaged 400 lb/a more than Merlin; however, Merlin is an awnless type and 141 is awnletted. Feeding triticale with awns to cattle can result in lump jaw if the hay is not ground. The slightly higher average yield of 141 would be offset by the cost of having to grind the hay. It is advisable to select a variety based on more than one year of performance results. When comparing more than one site, often a value of “percentage of test average” yield calculation is included in the results. This relative yield calculation allows for some comparison of performance across environments. This value is provided for the two triticale varieties, since they were planted at all three sites. Entries yielding more than 100% percent of the test average across multiple locations merit some consideration. Due to the limited number of entries and sites, this value more accurately reflects the difference in yield potential across sites due to differences in precipitation.

Overall, yields were good to excellent, in part due to favorable growing conditions in May. The consistency of yields was excellent, with varieties averaging 2,800 lb/a of dry matter yield in the spring (Table 4). Caution should be used when evaluating data with coefficient of variation (CV) values greater than 20. Lower values suggest less error was observed. Inestimable differences in soil type, weather, and environmental conditions play a part in increasing experimental error and CV values. There was a large amount of variability in the stand at Hays due to poor moisture conditions at planting and those plots had to be harvested by hand. This poor stand is reflected by a high CV value. Lodging was not an issue in any variety. Lodging is an important trait to consider since

it affects the ability to harvest the crop. Other traits to consider would be forage nutritive value. One should use more than one year of data to make an informed variety selection decision.

## Acknowledgments

This work was funded in part by the Kansas Agricultural Experiment Station and by seed suppliers. Sincere appreciation is expressed to all participating researchers and seed suppliers who have a vested interest in expanding and promoting annual forage production in the U.S.

**Table 1. Spring annual small grain forage study, 2015, Southwest Research-Extension Center at Garden City, KS**

*Investigators: J. Holman, T. Roberts, and S. Maxwell*

Study Description		Management practices			Growing conditions		
Location		Previous crop	Grain sorghum	Precip.	Avg. precip. <sup>a</sup>	Irrigation	
County/area	Finney						
Longitude	100°48'49"	Planting date	3/12/2015				
Latitude	37°59'57"	Forage harvest	Single harvest per plot spring	January	0.3	0.46	0
Elevation	2882 ft	Growth stage at harvest	Heading, Feekes: 10.3 to 10.5	February	1.21	0.55	0
Soil series	Ulysses Silt Loam		Spring: 5/27/2015	March	0.32	1.31	0
Soil texture	Silt Loam			April	0.37	1.74	0
Soil depth	>80"			May	6.38	2.98	0
		Production inputs					
		Nutrient	Rate	Date			
		N	20 lb/a	Carryover	Seasonal precipitation	8.58	7.04
Study design					Total irrigation		0
Replications	4	P	22 ppm	Carryover	<sup>a</sup> Average precipitation is 30-yr mean		
Plot length	120 ft	N	5.5 lb/a	3/12/2015			
Plot width	15 ft	P	26 lb/a	3/12/2015			
Drill row spacing	8 in						
Rows per plot	22						
		Herbicides	Rate	Date			
		Glyphosate	32 oz/a	3/12/2015			
		Other	Rate	Date			
		None					
		Seeding rate					
All entries	76 lb/a						

Field notes: Wetter and cooler than normal in May.

**Table 2. Spring annual small grain forage study, 2015, Agricultural Research Center, Hays, KS***Investigators: Augustine Obour; Joseph Kimzey*

Study Description		Management practices			Growing conditions			
Location		Previous crop		Month	Precip. in.	Avg. precip. <sup>a</sup>	Irrigation	
County/area	Hays		Winter wheat					
Longitude	38°86' N	Planting date	3/10/2015		January	0.46	0.5	0
Latitude	99°27' W	Forage harvest	Single harvest per plot in June (8.6 sq ft)		February	0.71	0.7	0
Elevation	2008 ft	Growth stage at harvest	Heading, Feekes: 10.3		March	0.09	1.81	0
Soil series	Crete Silty loam	Harvest date	6/12/2015		April	0.96	2.13	0
Soil texture	Silty clay Loam	Production inputs			May	6.44	3.26	0
Soil depth	>68"				Nutrient	Soil test levels		Seasonal precipitation
Study design		N	30 lb/a		Total irrigation			
Replications	3	P	18 ppm		<sup>a</sup> Average precipitation is 30-yr mean			
Plot length	30 ft	K	513 ppm					
Plot width	10 ft	SOM	2.40%					
Drill row spacing	10 in	Fertilizer applied: None						
Rows per plot	12	Herbicides	Rate	Date				
Seeding rate		Glyphosate	32 oz/a	3/5/2015				
Triticale	76 lb/a	Other	Rate	Date				
Oats	64 lb/a	None						

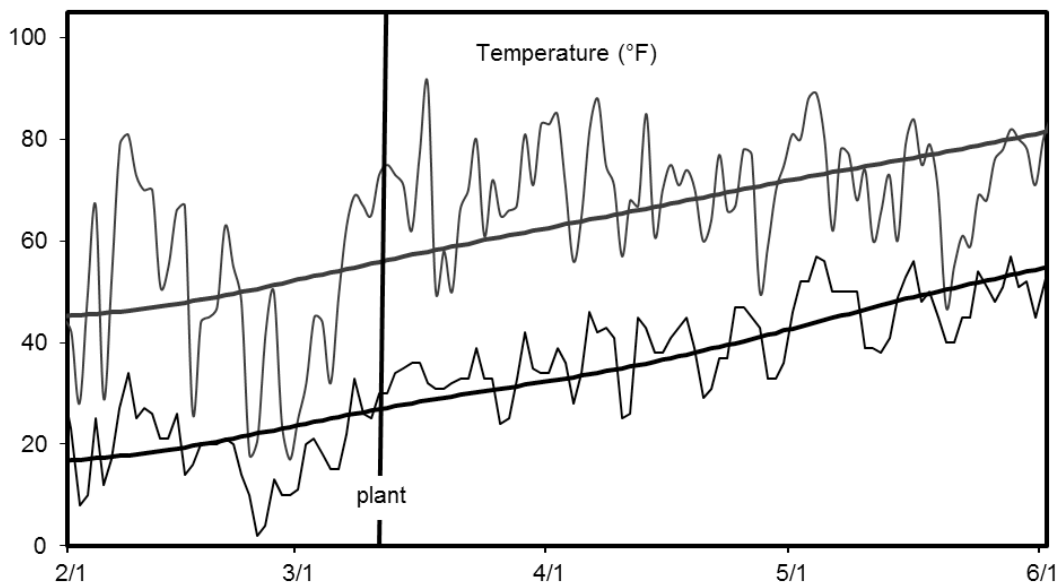
Field notes: Plots harvested by hand due to non-uniform stands.

**Table 3. Spring annual small grain forage yield, 2015, near Garden City and Hays, KS.**

Location	Species	Variety	Company	Awn-type	Harvest date	Spring yield lb/a <sup>a</sup>	Test average %	Lodging
Garden City								
	Spring Triticale	Merlin	ProGene Plant Research	Awnless	5/27/2015	1852	58%	0
	Spring Triticale	141	Syngenta	Awnletted	5/27/2015	2330	73%	0
	Oat	Newburg	North Dakota State Univ.	Awned	5/27/2015	1609	-	0
Mean						1930	-	0
CV						19	-	-
LSD						847	-	-
Hays								
	Spring Triticale	Merlin	ProGene Plant Research	Awnless	6/12/2015	4097	130%	0
	Spring Triticale	141	Syngenta	Awnletted	6/12/2015	4397	139%	0
	Oat	Cosaque	Caldbeck Consulting	NA <sup>b</sup>	6/12/2015	2726	-	0
Mean						3740	-	0
CV						31	-	-
LSD						2600	-	-

<sup>a</sup> Mean values and LSD by location significantly different at P≤0.05.

<sup>b</sup> All varieties cut at heading. The oat variety Cosaque was a winter type that never vernalized, and thus never elongated. Therefore the yield of Cosaque was lower than had it elongated.



**Figure 1. Daily and mean (1981 to 2010) high and low temperatures during the growing season at the Southwest Research-Extension Center in Garden City, KS.**

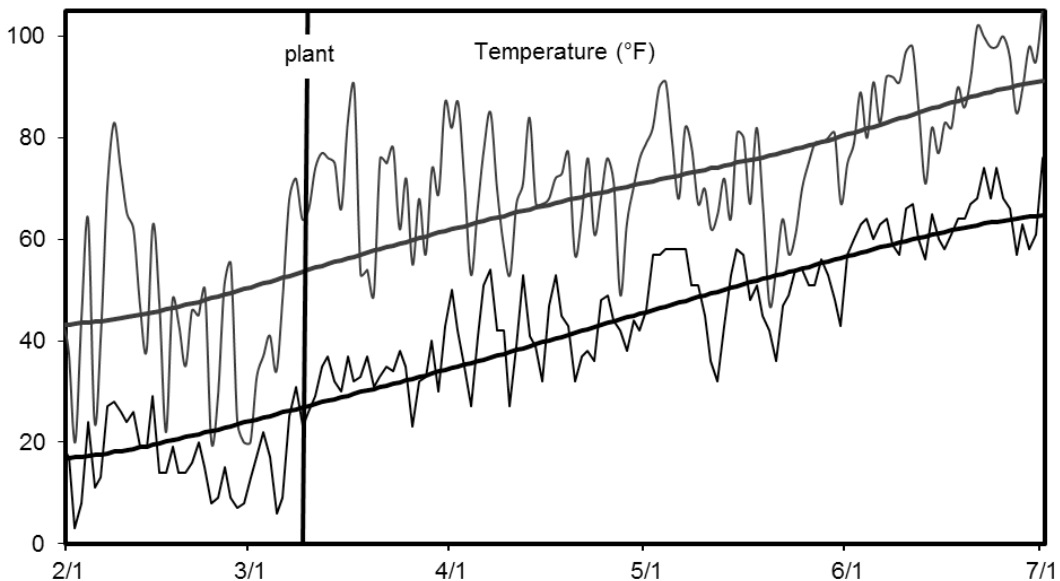


Figure 2. Daily and mean (1981 to 2010) high and low temperatures during the growing season at the Southwest Research-Extension Center in Hays, KS.

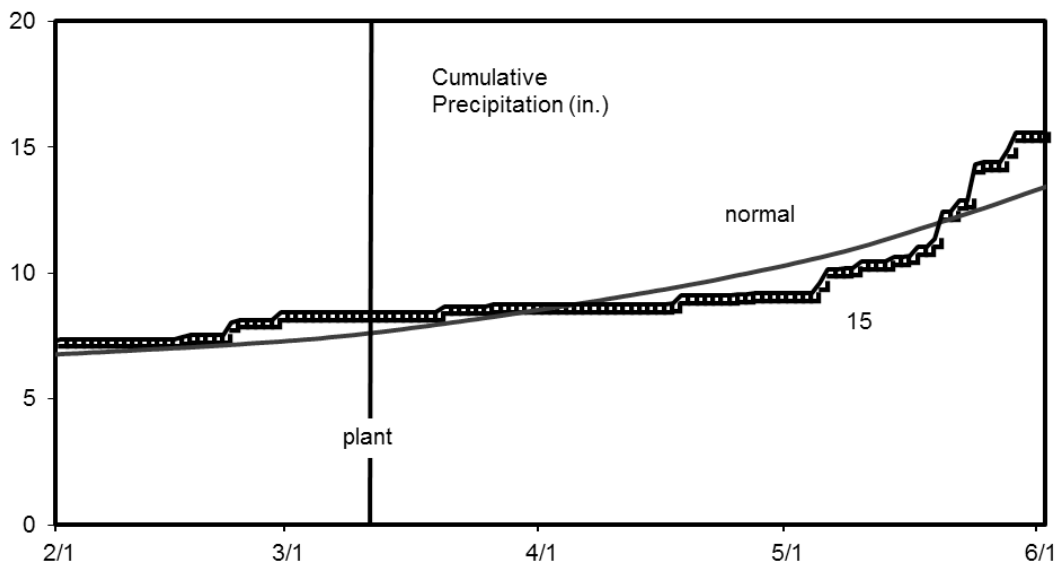


Figure 3. Daily and mean (1981 to 2010) cumulative precipitation during the growing season at the Southwest Research-Extension Center in Garden City, KS.



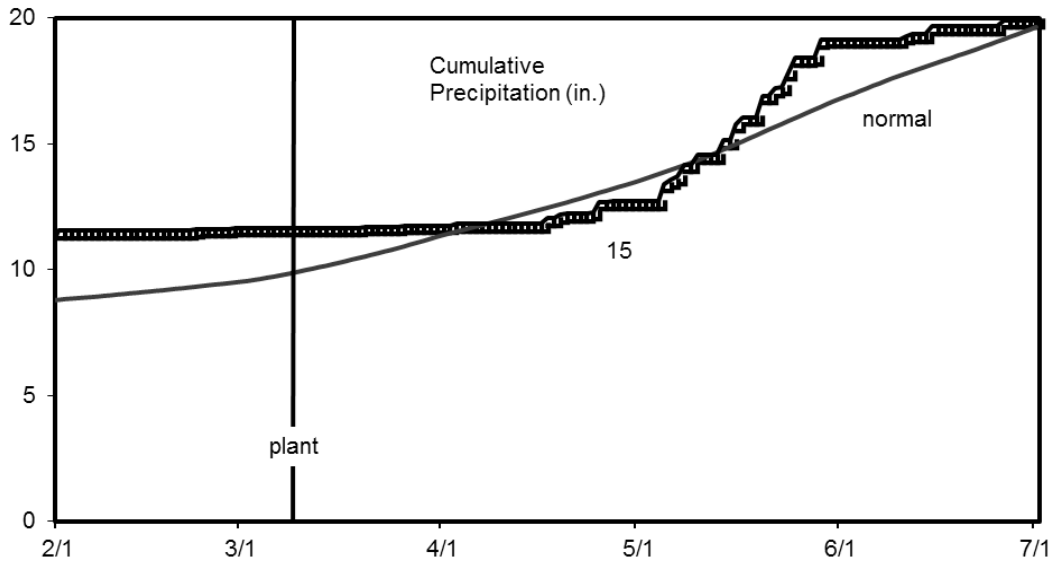


Figure 4. Daily and mean (1981 to 2010) cumulative precipitation during the growing season at the Southwest Research-Extension Center in Hays, KS.