

Kansas State University Libraries

New Prairie Press

Center for Engagement and Community
Development

Engagement Symposium

Harvesters - The Community Food Network

Jessica Kejr

Harvesters

Follow this and additional works at: <https://newprairiepress.org/cecd>



Part of the [Food Security Commons](#)



This work is licensed under a [Creative Commons Attribution-Noncommercial-No Derivative Works 4.0 License](#).

Kejr, Jessica (2016). "Harvesters - The Community Food Network," *Center for Engagement and Community Development*. <https://newprairiepress.org/cecd/engagement/2016/6>

This Event is brought to you for free and open access by the Conferences at New Prairie Press. It has been accepted for inclusion in Center for Engagement and Community Development by an authorized administrator of New Prairie Press. For more information, please contact cads@k-state.edu.

Harvesters—The Community Food Network



- FY15 Goal: Distribute 48.5 million pounds of food across 26 counties

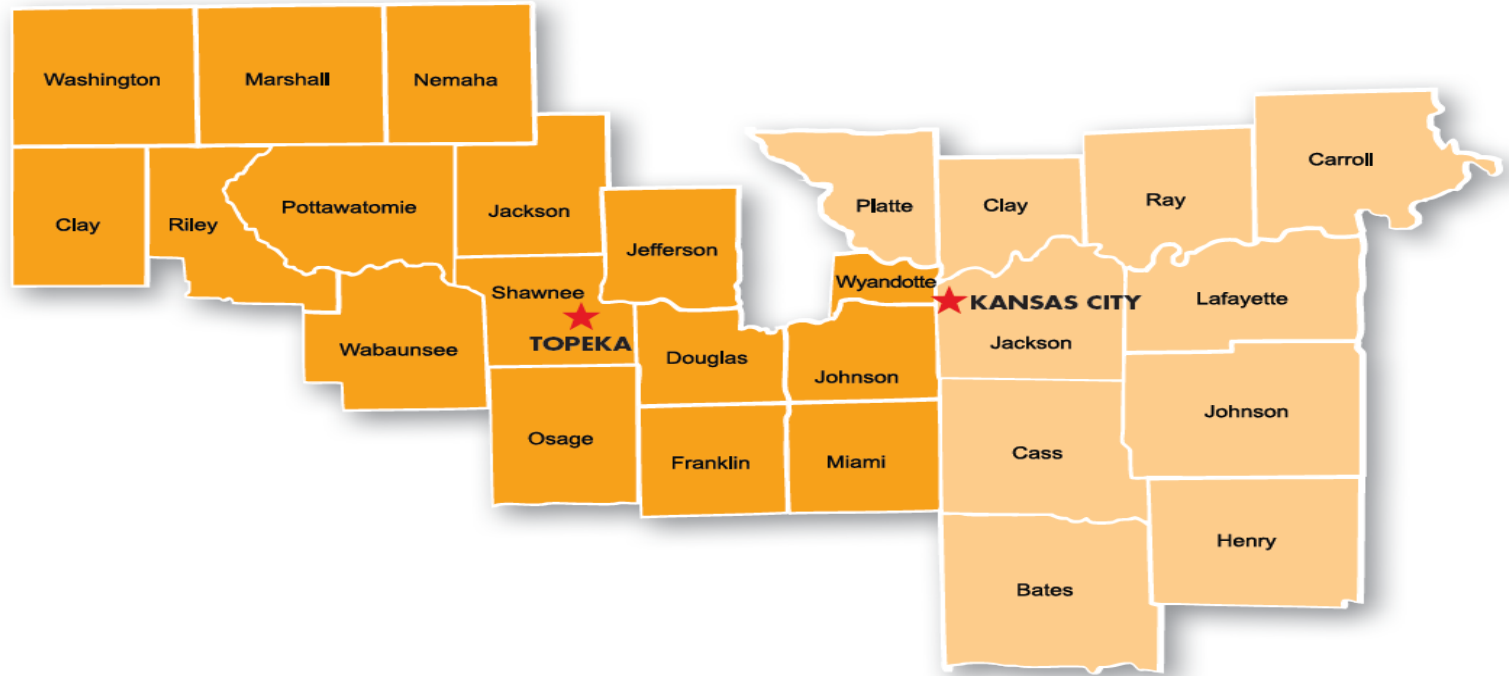
- Acquire, store, and distribute food to our network of partnering agencies
- Food pantries, kitchens, mobile distributions, and more

FEEDING
AMERICA

#foodinsecurity



Harvesters—The Community Food Network



HARVESTERS' SERVICE AREA



#foodinsecurity



Riley County

- 1 in 7 people in this region is food insecure
- Food Insecurity Rate in Riley County: 18.7%
- One of the top five in the state with the highest rate
- Map the Meal Gap
- Goal: distribute 603,000 pounds of food in Riley County

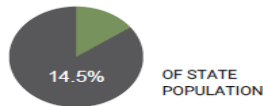
Kansas

2013 FOOD INSECURITY & FOOD COST IN THE US



STATE FOOD INSECURITY RATE

FOOD INSECURE PEOPLE: 419,330



15.8% NATIONAL FOOD INSECURITY RATE

ESTIMATED PROGRAM ELIGIBILITY AMONG FOOD INSECURE PEOPLE



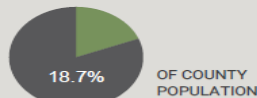
35%	Above Other Nutrition Program threshold of 185% poverty
16%	Between 130%-185% poverty
49%	Below SNAP threshold 130% poverty

Average cost of a meal	State	National
	\$2.68	\$2.79

Riley County, Kansas

COUNTY FOOD INSECURITY RATE

FOOD INSECURE PEOPLE: 13,690



ESTIMATED PROGRAM ELIGIBILITY AMONG FOOD INSECURE PEOPLE



33%	Above Other Nutrition Program threshold of 185% poverty
10%	Between 130%-185% poverty
57%	Below SNAP threshold 130% poverty

Average cost of a meal	County	National
	\$3.19	\$2.79

#foodinsecurity



Feeding Families



#foodinsecurity





Fresh Food for People in Need



#foodinsecurity

Feeding Children



1 in 5
children
in this
region is
food
insecure

#foodinsecurity





21,000 kids across the
region receive a
BackSnack each week.

#foodinsecurity



Feeding Seniors



#foodinsecurity





20% of the people
Harvesters serves
are seniors.

- Fastest growing segment of the population
- Will require new models and programs



#foodinsecurity



Healthy Eating



#foodinsecurity





Project STRENGTH

Kids in the Kitchen

Nutrition Nudges

#foodinsecurity



SNAP Helpline: 1-877-653-9522

snap@harvesters.org



**FOOD STAMPS
CAN HELP!**



#foodinsecurity



Riley County Partners

- Flint Hills Breadbasket
- Network of Agencies:
 - 7 food pantries
 - 3 kitchens
 - 5 mobile distributions
- BackSnack at 11 schools
- SNAP Outreach



#foodinsecurity



Harvesters and Kansas State University



#foodinsecurity





#foodinsecurity



What's Next at Harvesters....



- Innovative partnerships
- Strategic collaboration
- Produce opportunities
- Hunger and health
- Enhance and support Agency Network

#foodinsecurity



Learn more and get connected at
www.harvesters.org!



Jessica Kejr

Director of Program Services

jkejr@harvesters.org

816-929-3045

#foodinsecurity

